

INSTRUCTIONS: EYE PATCH

Insert the frame tip of the glasses through the front of the patch.
Slide the frame tip through the elastic loop.
Move patch around the frame and over-top the lens.
Open the glasses to reveal the peripheral blocking patch.

Cleaning:

The eye patches can be gently hand-washed, reshaped, and air-dried.



225 Cadwalader Avenue, Elkins Park, PA 19027
(800) 659-2250 Fax (215) 884-0418 e-mail: info@guldenophthalmics.com
www.guldenophthalmics.com



Netherlands: Qarad B.V.
Flight Forum 40, 5657 DB Eindhoven Rev 12/14

INSTRUCTIONS: EYE PATCH

Insert the frame tip of the glasses through the front of the patch.
Slide the frame tip through the elastic loop.
Move patch around the frame and over-top the lens.
Open the glasses to reveal the peripheral blocking patch.

Cleaning:

The eye patches can be gently hand-washed, reshaped, and air-dried.



225 Cadwalader Avenue, Elkins Park, PA 19027
(800) 659-2250 Fax (215) 884-0418 e-mail: info@guldenophthalmics.com
www.guldenophthalmics.com



Netherlands: Qarad B.V.
Flight Forum 40, 5657 DB Eindhoven Rev 12/14

INSTRUCTIONS: EYE PATCH

Insert the frame tip of the glasses through the front of the patch.
Slide the frame tip through the elastic loop.
Move patch around the frame and over-top the lens.
Open the glasses to reveal the peripheral blocking patch.

Cleaning:

The eye patches can be gently hand-washed, reshaped, and air-dried.



225 Cadwalader Avenue, Elkins Park, PA 19027
(800) 659-2250 Fax (215) 884-0418 e-mail: info@guldenophthalmics.com
www.guldenophthalmics.com



Netherlands: Qarad B.V.
Flight Forum 40, 5657 DB Eindhoven Rev 12/14

INSTRUCTIONS: EYE PATCH

Insert the frame tip of the glasses through the front of the patch.
Slide the frame tip through the elastic loop.
Move patch around the frame and over-top the lens.
Open the glasses to reveal the peripheral blocking patch.

Cleaning:

The eye patches can be gently hand-washed, reshaped, and air-dried.



225 Cadwalader Avenue, Elkins Park, PA 19027
(800) 659-2250 Fax (215) 884-0418 e-mail: info@guldenophthalmics.com
www.guldenophthalmics.com



Netherlands: Qarad B.V.
Flight Forum 40, 5657 DB Eindhoven Rev 12/14

INSTRUCTIONS: EYE PATCH

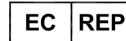
Insert the frame tip of the glasses through the front of the patch.
Slide the frame tip through the elastic loop.
Move patch around the frame and over-top the lens.
Open the glasses to reveal the peripheral blocking patch.

Cleaning:

The eye patches can be gently hand-washed, reshaped, and air-dried.



225 Cadwalader Avenue, Elkins Park, PA 19027
(800) 659-2250 Fax (215) 884-0418 e-mail: info@guldenophthalmics.com
www.guldenophthalmics.com



Netherlands: Qarad B.V.
Flight Forum 40, 5657 DB Eindhoven Rev 12/14

INSTRUCTIONS: EYE PATCH

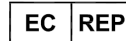
Insert the frame tip of the glasses through the front of the patch.
Slide the frame tip through the elastic loop.
Move patch around the frame and over-top the lens.
Open the glasses to reveal the peripheral blocking patch.

Cleaning:

The eye patches can be gently hand-washed, reshaped, and air-dried.



225 Cadwalader Avenue, Elkins Park, PA 19027
(800) 659-2250 Fax (215) 884-0418 e-mail: info@guldenophthalmics.com
www.guldenophthalmics.com



Netherlands: Qarad B.V.
Flight Forum 40, 5657 DB Eindhoven Rev 12/14

INSTRUCTIONS: EYE PATCH

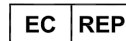
Insert the frame tip of the glasses through the front of the patch.
Slide the frame tip through the elastic loop.
Move patch around the frame and over-top the lens.
Open the glasses to reveal the peripheral blocking patch.

Cleaning:

The eye patches can be gently hand-washed, reshaped, and air-dried.



225 Cadwalader Avenue, Elkins Park, PA 19027
(800) 659-2250 Fax (215) 884-0418 e-mail: info@guldenophthalmics.com
www.guldenophthalmics.com



Netherlands: Qarad B.V.
Flight Forum 40, 5657 DB Eindhoven Rev 12/14

INSTRUCTIONS: EYE PATCH

Insert the frame tip of the glasses through the front of the patch.
Slide the frame tip through the elastic loop.
Move patch around the frame and over-top the lens.
Open the glasses to reveal the peripheral blocking patch.

Cleaning:

The eye patches can be gently hand-washed, reshaped, and air-dried.



225 Cadwalader Avenue, Elkins Park, PA 19027
(800) 659-2250 Fax (215) 884-0418 e-mail: info@guldenophthalmics.com
www.guldenophthalmics.com



Netherlands: Qarad B.V.
Flight Forum 40, 5657 DB Eindhoven Rev 12/14